

# CORE ACCEPTANCE GUIDE



**The following  
cores are NOT  
acceptable!**



# Hole Damage

Inside coming outward



# Broken Head






# Broken Head



# Broken Block



04.01.2014 09:02



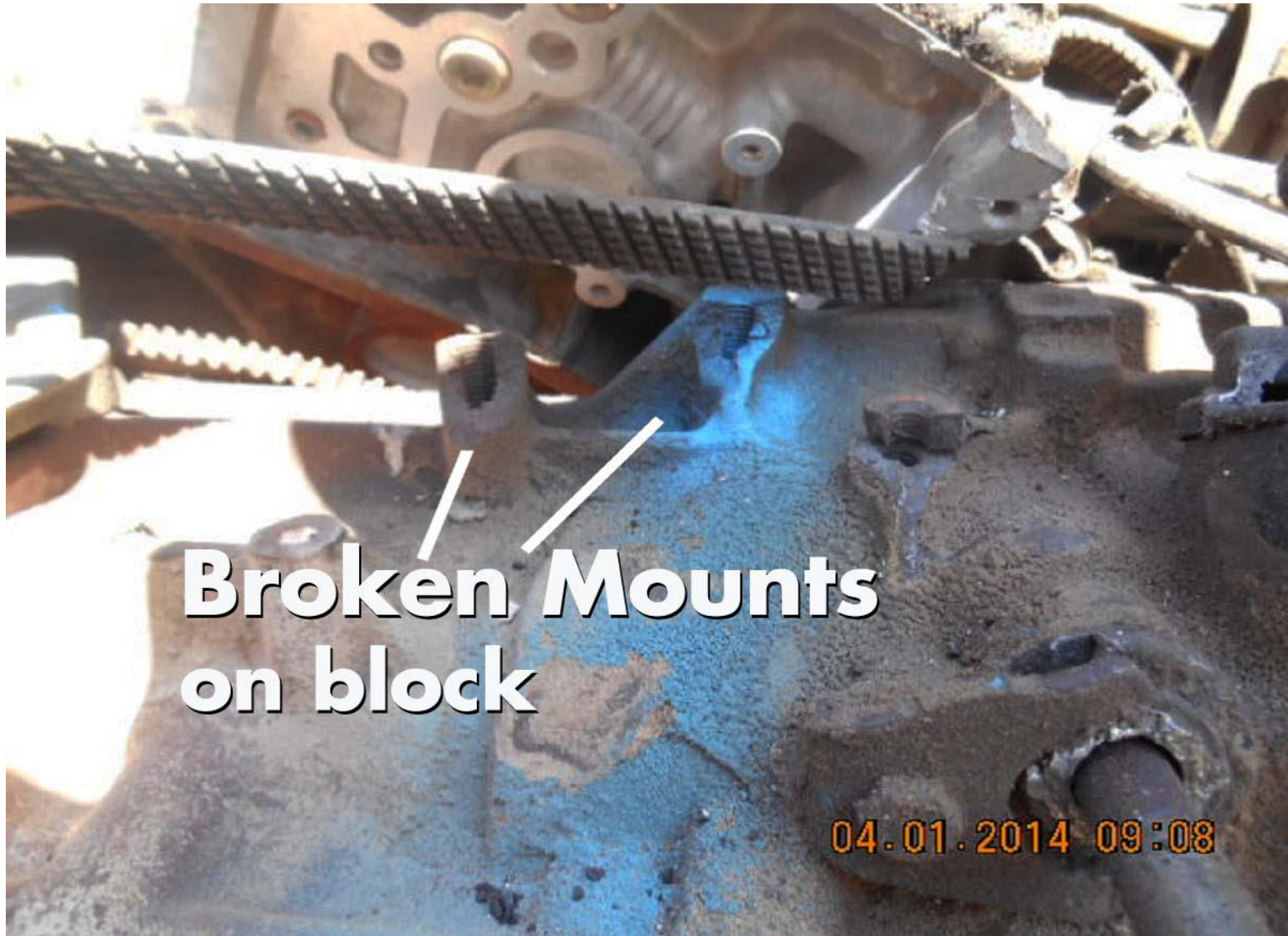




**Broken Block**

04.01.2014 09:05





**Broken Mounts  
on block**

04.01.2014 09:08



# Engine Blown up Rod Damage

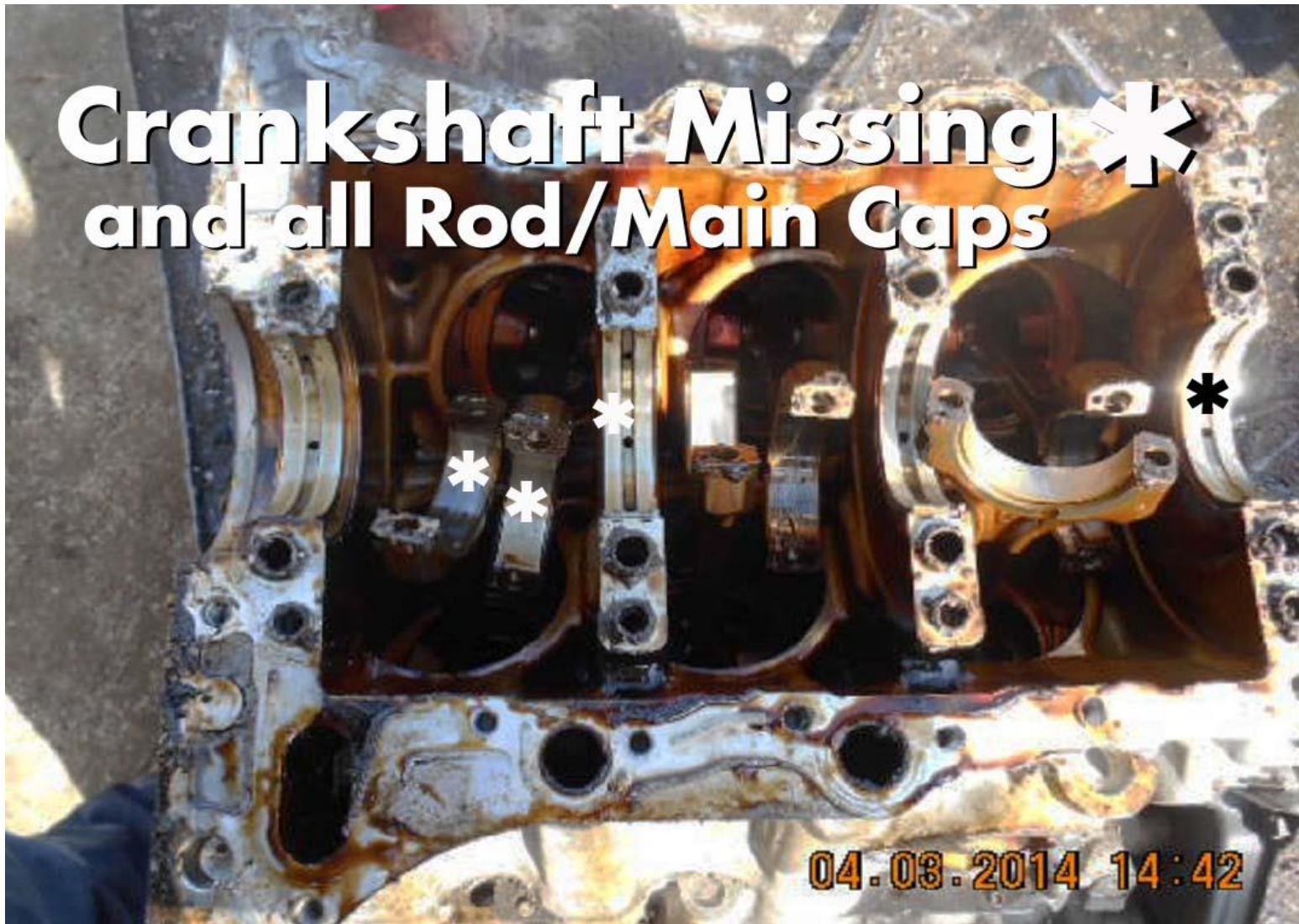
04.03.2014 14:37







# Crankshaft Missing \* and all Rod/Main Caps





# Missing Camshafts



# Accident Damage



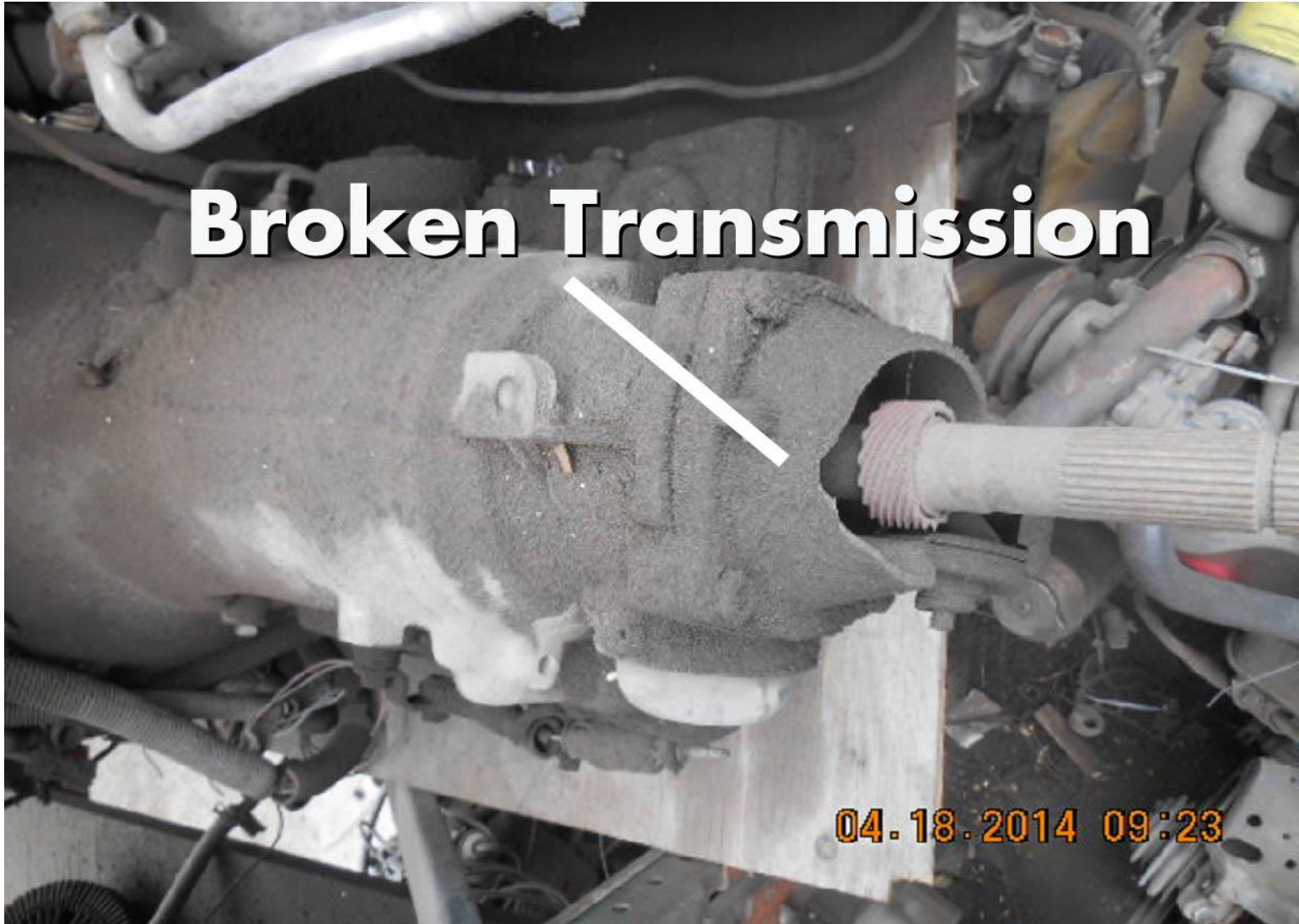


# Broken Transmission





# Broken Transmission



04.18.2014 09:23







# **Damaged Transmission Mount**

07.10.2014 13:42



# Transmission Incomplete

07.10.2014 13:59



# Accident Damage

07.10.2014 14:07



# **PACKAGING/SHIPPING REQUIREMENTS**





# **A&A Midwest packaging is subject to the following:**

- **HEAVY DUTY PALLETS not larger than 48" x 48"**
- **Cardboard on top of pallet if no Gaylord**
- **Must use steel strapping**
- **Must stretch film wrap with sufficient quantity to stay in place while in transit**
- **ALL OIL must be drained from engines prior to shipment.**
- **Transmissions and torque converters must be drained for 24 hours and ALWAYS loaded right side up.**
- **Shipper is responsible for ALL OIL damage caused by oil leaking.**



# Gaylord boxes are acceptable



**Mixed motors in Gaylord**



**Motors/Transmissions in Gaylord**





# Motors/Transmissions in Gaylord



**All Transmissions  
in Gaylord loaded  
upright**



**Motors/  
Transmissions  
in Gaylord ready  
to ship**



**Finished Gaylord**



# NO GAYLORD BOX?

Here's  
how it  
starts...





# You can mix or match a pallet



# Steel strapping is critical to the integrity of your shipment



**When placing motors on pallet, pick units that are the same height**





**If motors are not the same height,  
add some blocking**



**Place cardboard  
between motors  
before stacking  
5<sup>th</sup> motor**



# ALTERNATE PACKAGING FOR DIESELS




**Upright, standing on flywheel**





# Upright, with support under oil pan



**Use wooden blocks**



**NOTE: Steel strapping and plastic wrap are still required!**



**Final film wrapping ensures everything arrives together**



## **IMPORTANT: Please read!**

- **A&A will supply you with a Bill of Lading, Labels and will initiate the pick-up.**
- **Shipments of less than 5,000 lbs. Must be prepaid to A&A Midwest.**
- **Shipments of 5,000 lbs. but less than 10,000 lbs.,**
- **freight is shared equally.**
- **Shipments of 10,000 pounds or more, A&A will pay**
- **all the freight.**
- **Freight quotes available before shipment.**
- **Freight must be packaged the same or similarly**
- **to what is shown here.**
- **Supplier is responsible for supplying an accurate weight.**
- **Supplier MUST provide packing list, including interchange #, broken down by pallet.**





## **BEFORE YOU BEGIN...**

**Call the closest facility to arrange service**

**Southwest/West Coast**

**800/426-8771**

**702/649-7776**

**Ext. 220**

**East /Midwest/South/Canada**

**800/826-7403**

**772/624-6111**

**Ext. 300**

**Bill To/Ship To:**

AA Midwest

2580 N. Commerce St.

N. Las Vegas, NV 89030-3876

**Bill To/Ship To:**

AA Midwest

4050 S. Wentworth Ave.

Chicago, IL 60609-2841



# IMPORTANT!

## When Trucking Company Arrives-

If shipping a full trailer load when trucking company arrives, **BE READY!** You are allowed 2 hours maximum for loading. If you take longer, you will be charged.

Do **NOT** use fork truck to ram pallets forward in trailer. Pick them up and move them.

Be careful with trailers. **You are responsible** if you damage the trucking company equipment.

